



# NB Linear Mobile™



A Mobile Solution for all your Linear Motion needs



# Table of Contents

1. About the app ... page 3
2. Registration and Log in... page 5
3. Browsing NB Products ... page 16
4. My Cart ... page 27
5. Catalog Download ... page 40
6. CAD File & Data sheet Download ... page 49
7. Rated Life Calculation ... page 58
8. Product Interchange ... page 64
9. Global Sales Network ... page 68
10. News & Exhibition Schedule ... page 70
11. App Support ... page 74

## Meet the NB linear mobile™ app

The NB Linear Mobile App is intended to help you view CAD files and select products more quickly and efficiently. After installing the Mobile App, you will be able to:

- Browse, view images and videos of NB Linear Products
- Download 2D and 3D CAD Files, Datasheets, Catalogs and Engineering Resources
- Calculate Rated Life for Slide Guides
- Buy NB Products on mobile devices with Apple Pay® or Android Pay™
- View Product Interchange with direct access to Datasheets, CAD files and My Cart
- Access the NB Sales Network
- View Exhibition Schedules
- See up-to-date NB News
- Make a Favorite Product List
- Access Social Media Links




NIB

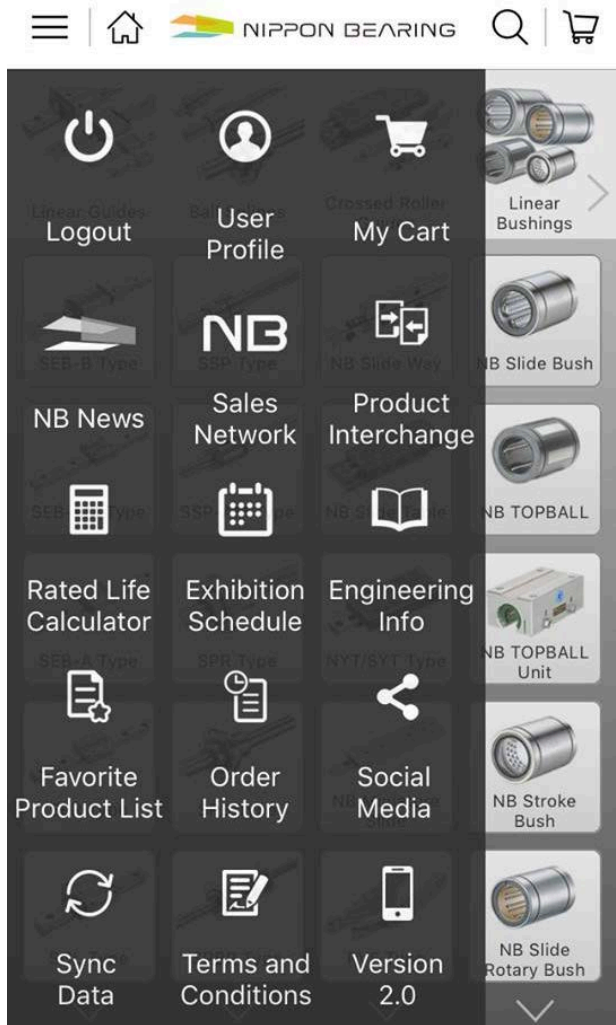
The [Terms & Conditions](#) apply to the use of NB's Linear Mobile App. Should you have any questions, comments, complaints, or claims relating to the Software, please contact us at [appsupport@nbcorporation.com](mailto:appsupport@nbcorporation.com)

**Please note:** If you minimize the app for a small period of time or your phone enters sleep mode, you may be asked to log in again before you can access the app again.

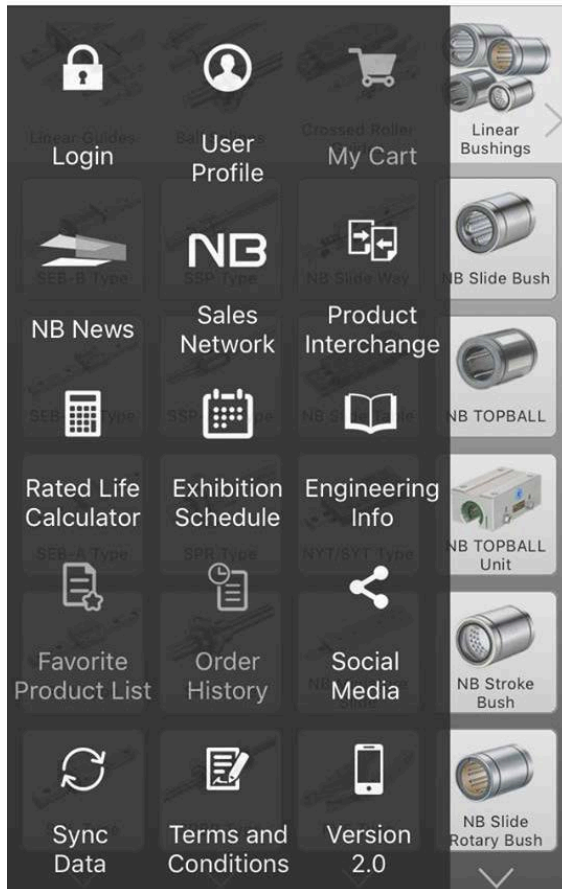
# Application Usage Overview

Tap the menu icon  to view these options:

- User Profile
- My Cart
- NB News
- NB Sales Network
- Product Interchange
- Rated Life Calculator
- Exhibition Schedule
- Engineering Info
- Favorite Product List
- Order History
- Social Media



# Registration and Login




# Installation and Login

After the Mobile App has been installed and opened, you will be able to create a Login ID. This will give you access to:

- My Cart
- Favorite Product List
- Order History
- Download CAD files

To Login, first click on the menu button on the main page.

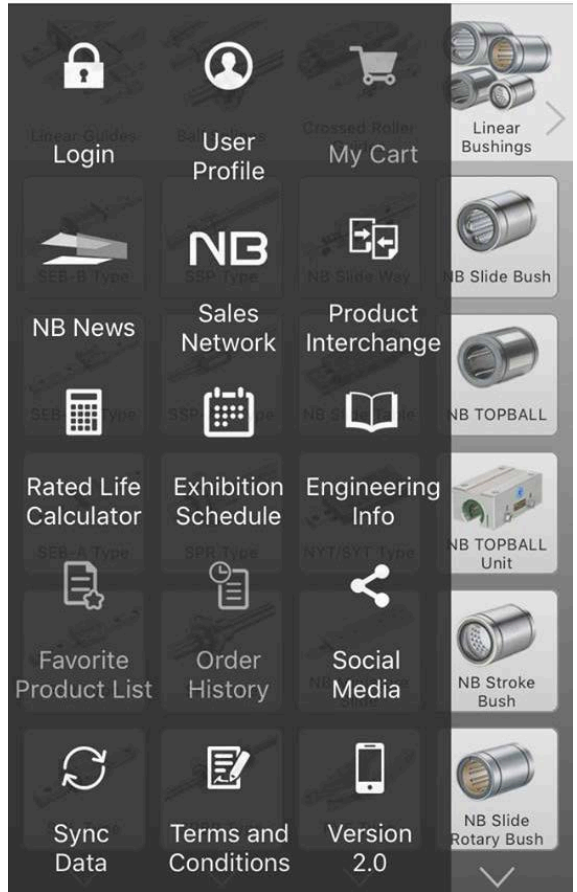


# Creating a username


To create a username, first click on the Login icon.



This will direct you to the registration screen that allows you to create a user ID and password. You will be required to enter the following information to login.



# Creating a username

Click on the  icon to create a login Username and Password.



NIPPON BEARING



Don't have an account?



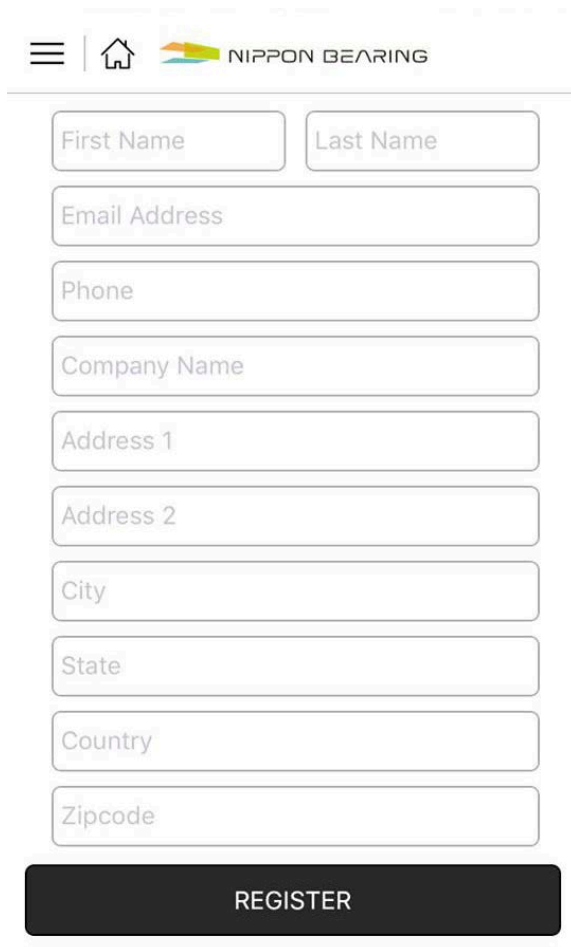
# Creating a username

## Username and Password


Enter the email and password combination you will use to log-in.

After registering, you will receive a temporary password to your email

**Please note:** Your email address will become your username.



The registration form is located below the NIPPON BEARING logo. It consists of a header with a menu icon, a home icon, and the company name. Below the header is a series of input fields: First Name, Last Name, Email Address, Phone, Company Name, Address 1, Address 2, City, State, Country, and Zipcode. At the bottom of the form is a large black button labeled REGISTER.

☰ | 🏠  NIPPON BEARING

First Name

Last Name

Email Address

Phone

Company Name

Address 1

Address 2

City

State

Country

Zipcode

**REGISTER**

# Login

After you receive your temporary password to your e-mail, return to the login screen and enter your username (email address) and password.



NIPPON BEARING

---



---

Don't have an account?

**REGISTER NOW!**

What if you forgot your password?  
Click on the HELP button to have a temporary  
password sent to your email address.



---

Don't have an account?



NIPPON BEARING



Login View

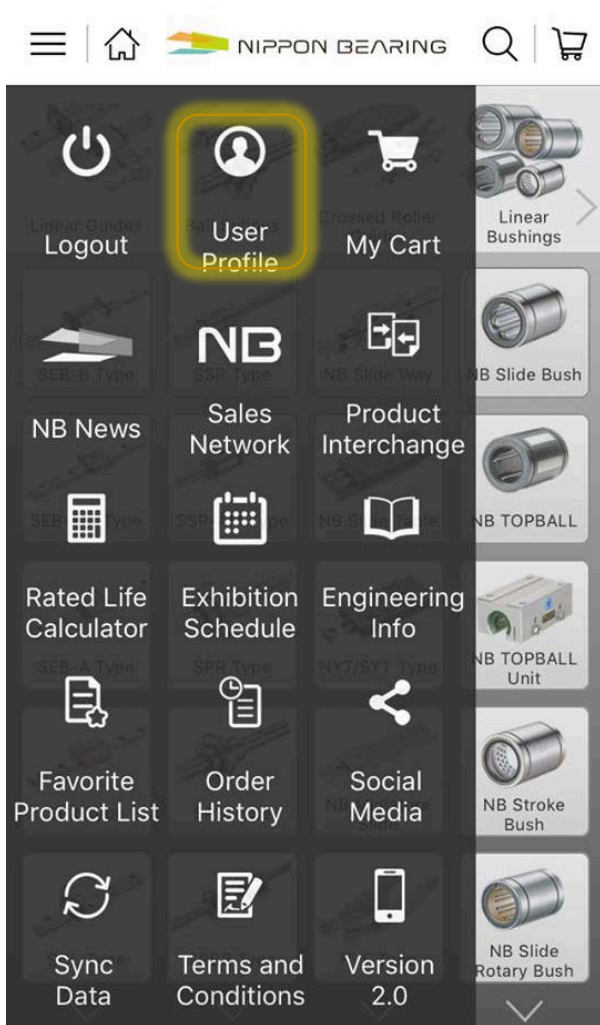
NB

Enter your registered email address

Submit

Cancel

To change your temporary password, click on User Profile



Scroll down and select “Change Password”, then enter the new password (twice) and click on “Update”.



500 Main Street Drive

Address Line 2

City

Hanover Park

State

IL

Country

USA

Zipcode

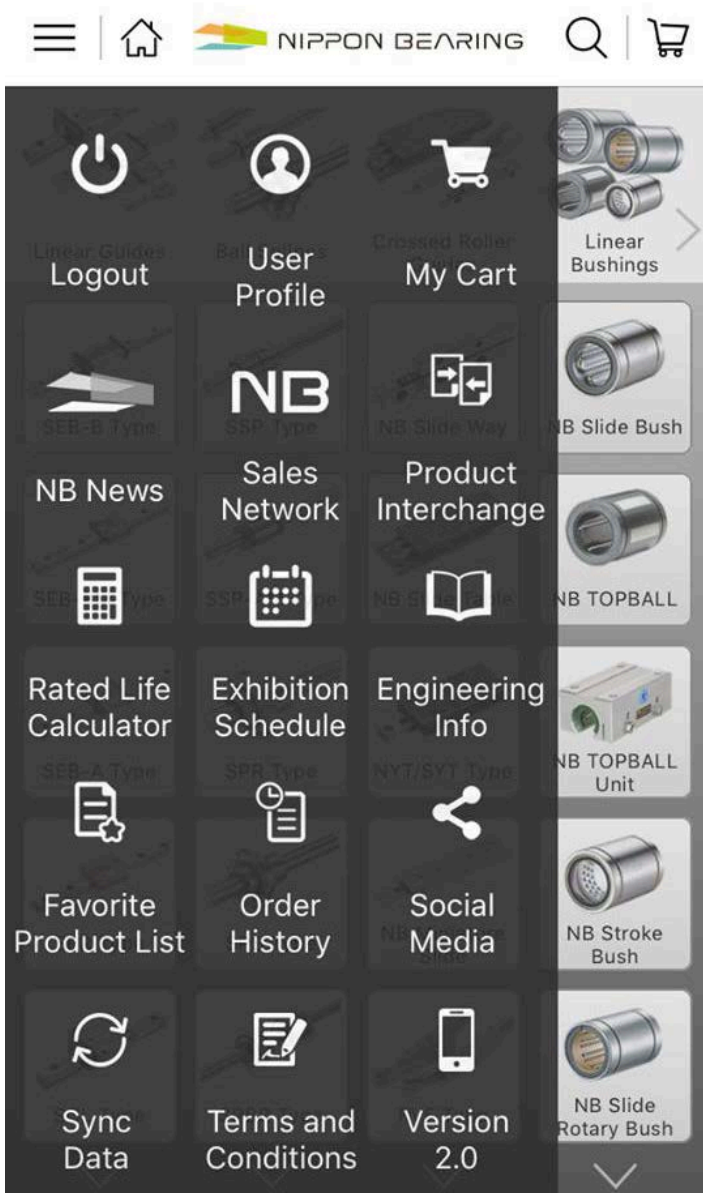
60133

Change Password

Update

Reset

Once logged in, you will be able to access My Cart, Favorite Product List, and Order History



The image shows a navigation menu for the NIPPON BEARING website. At the top, there is a header with a hamburger menu icon, a home icon, the NIPPON BEARING logo, a search icon, and a shopping cart icon. Below the header is a dark grey navigation menu with a grid of 15 items. The items are arranged in three columns and five rows. The first three items in each row are in the dark grey menu, and the remaining items in each row are in a light grey sidebar on the right. The items in the dark grey menu are: Logout, User Profile, My Cart, NB News, Sales Network, Product Interchange, Rated Life Calculator, Exhibition Schedule, Engineering Info, Favorite Product List, Order History, Social Media, Sync Data, Terms and Conditions, and Version 2.0. The items in the sidebar are: Linear Bushings, NB Slide Bush, NB TOPBALL, NB TOPBALL Unit, NB Stroke Bush, and NB Slide Rotary Bush. Each item has a corresponding icon or image.

Item	Icon
Logout	Power button icon
User Profile	User profile icon
My Cart	Shopping cart icon
NB News	Document icon
Sales Network	Calendar icon
Product Interchange	Interchange icon
Rated Life Calculator	Calculator icon
Exhibition Schedule	Calendar icon
Engineering Info	Open book icon
Favorite Product List	Document with star icon
Order History	Document with plus icon
Social Media	Share icon
Sync Data	Refresh icon
Terms and Conditions	Document with pencil icon
Version 2.0	Mobile phone icon
Linear Bushings	Linear bushing image
NB Slide Bush	NB Slide Bush image
NB TOPBALL	NB TOPBALL image
NB TOPBALL Unit	NB TOPBALL Unit image
NB Stroke Bush	NB Stroke Bush image
NB Slide Rotary Bush	NB Slide Rotary Bush image

Go to Table of Contents



# Browsing NB products



Linear Guides



Ball Splines



Crossed Roller Guides



Linear Bushings



SEB-B Type



SSP Type



NB Slide Way



NB Slide Bush



SEB-BM Type



SSP-AM Type



NB Slide Table



NB TOPBALL



SEB-A Type



SPR Type



NYT/SYT Type



NB TOPBALL Unit



SER Type



SPB Type



NB Miniature Slide



NB Stroke Bush



SGL Type



SPBR Type



RVF Type



NB Slide Rotary Bush





# Browsing NB products

To browse NB products, click on the Home screen



You can also browse NB products by clicking on the magnifying glass icon at the top right and typing in your keyword






















# Browsing NB products

This screen should show up

Navigation icons: Home, NIPPON BEARING, Search, Shopping Cart

Product Categories:

- Linear Guides
- Ball Splines
- Crossed Roller Guides
- Linear Bushings

 SEB-B Type	 SSP Type	 NB Slide Way	 NB Slide Bush
 SEB-BM Type	 SSP-AM Type	 NB Slide Table	 NB TOPBALL
 SEB-A Type	 SPR Type	 NYT/SYT Type	 NB TOPBALL Unit
 SER Type	 SPB Type	 NB Miniature Slide	 NB Stroke Bush
 SGL Type	 SPBR Type	 RVF Type	 NB Slide Rotary Bush

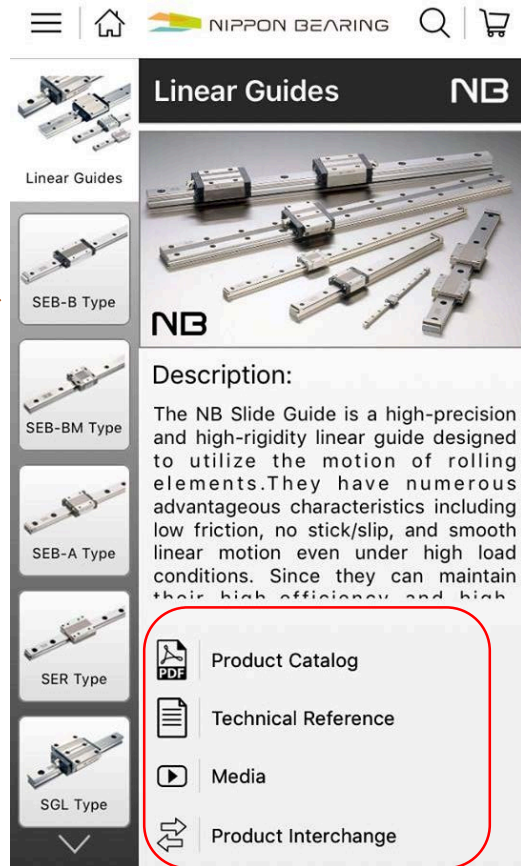
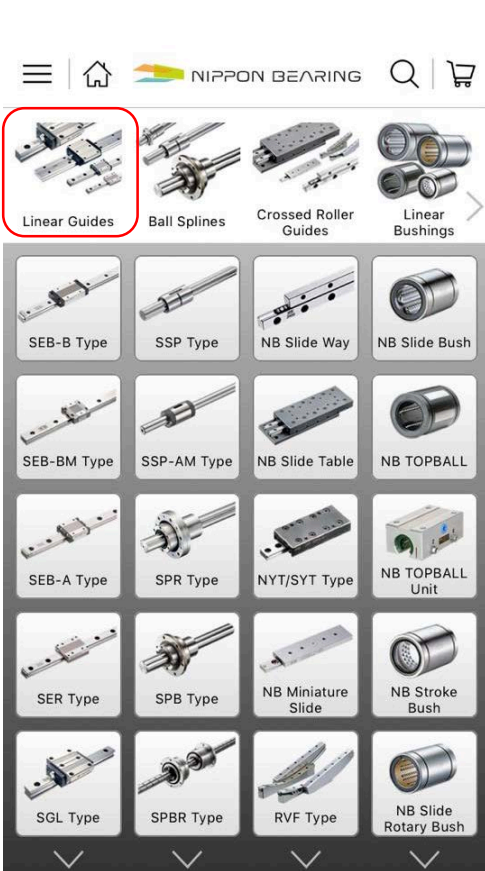
Navigation arrows: Downward arrows at the bottom of the grid.

# Browsing NB products

Browse products and images under product type icons.

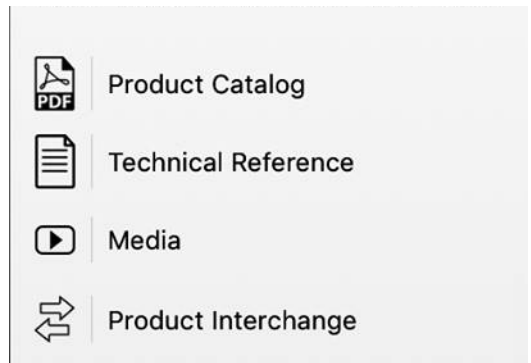
Select a product to view more product information.

Clicking on one of the Product Groups (for example, “Linear Guides”) brings up a pop up of the product in detail



Click on each icon to view:

- Product Catalog
- Technical Reference
- Media (Product video)
- Product Interchange



Selecting the Product Catalog icon will let you view and download the catalog page for the specific product line.



NIPPON BEARING



Catalog

NB



Ball\_Spline



## Technical Reference

The Technical Reference page will allow you to view and download white pages about the specific product line.



NIPPON BEARING



# Technical

# NB



**Demystifying  
Ball Spline  
Specs**



**Rotary Spline  
Technologies**



Media

When you click on the Media button, you will be able to see videos related to the specific product.



NIPPON BEARING



Media List

NB



[https://  
www.youtube](https://www.youtube)

To view a different product, click on the Home button again, and click the product that you wish to view.



NIPPON BEARING



Linear Guides



Ball Splines



Crossed Roller Guides



Linear Bushings



## Product Interchange

There are two ways you can search product interchanges. The first one is to select “Product Interchange” from the main menu, or click on “Product Interchange” when you are in a specific product list.

Here is the screen you will see when you click on the Product Interchange icon.

The screenshot shows a mobile application interface for product interchange. At the top, there is a navigation bar with a hamburger menu icon, a home icon, the NIPPON BEARING logo, and a shopping cart icon. Below this is a dark header with a back arrow, the text "Product Interchange", and the "NB" logo. The main content area features a dropdown menu labeled "Select Brand Name" with a downward arrow, a search input field with the placeholder text "Search by competitor Part No", and a dark "GO" button. At the bottom, there is a light gray bar with the text "Products".

Select the Brand name (manufacturer name) and enter the product series number.

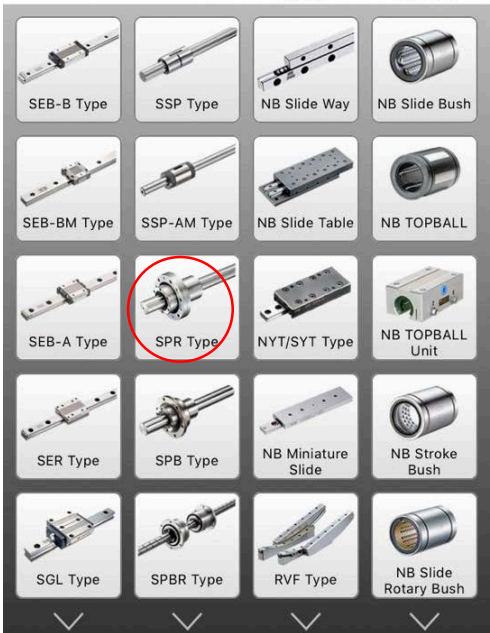
You may need to try different combinations of the keyword to find the product interchange list.

**\*\*See “Product Interchange” page for more information.**



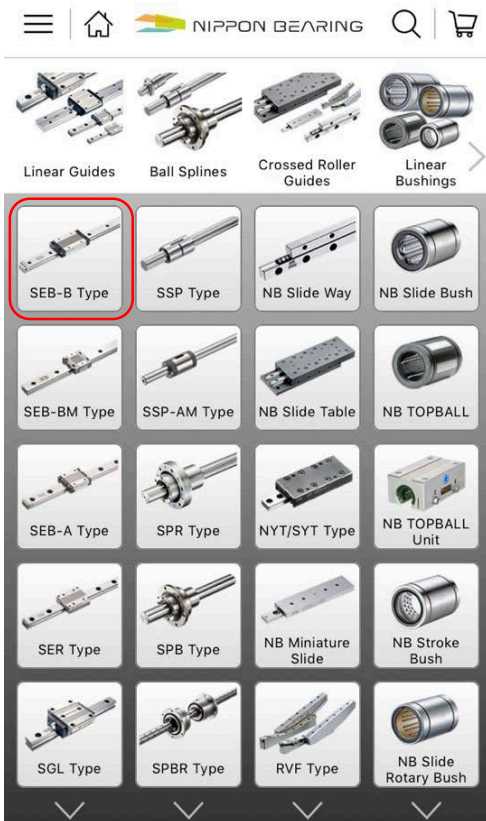
# Browsing NB products

To search a different product line, click on the Home button to go back to the main screen, then select another product line.



# Browsing NB products

To view a particular product type in detail, click on the product. This will bring up a pop up screen that allows you to buy NB products, Download technical information (Engineering Info), Download CADs, and Share the product to social media, email it to yourself or others, and add it to your “Notes” in the Apple phone.




# My Cart



NIPPON BEARING



To access your My Cart,   
click on the cart icon at the top right.



Linear Guides



Ball Splines



Crossed Roller  
Guides



Linear  
Bushings



SEB-B Type



SSP Type



NB Slide Way



NB Slide Bush



SEB-BM Type



SSP-AM Type



NB Slide Table



NB TOPBALL



SEB-A Type



SPR Type



NYT/SYT Type



NB TOPBALL  
Unit



SER Type



SPB Type



NB Miniature  
Slide



NB Stroke  
Bush



SGL Type



SPBR Type




RVF Type



NB Slide  
Rotary Bush



When you first click on My Cart, you will see that you don't have any products added to your cart.



To add a product to my cart, go to the product page and click "Buy NB Products".



When you click on this icon, you will see a list of NB products by part number. Click on the cart icon to add to your My Cart.

← SEB-B Type NB

-  P/N: SEBS12BUU  
Size: 12B    
-  P/N: SEBS12BUUT0  
Size: 12B    
-  P/N: SEBS12BYUU  
Size: 12B    
-  P/N: SEBS12B-645 (Rail Only)  
Size: 12B    
-  P/N: SEBS12B-995 (Rail Only)  
Size: 12B    
-  P/N: SEBS12WBUU  
Size: 12WB    
-  P/N: SEBS12WB-990 (Rail Only)  
Size: 12WB    
-  P/N: SEBS15BUU  
Size: 15B    

When you add an item to the cart, the cart icon at the top right will have a red circle with the number corresponding to the items you have added to your cart, and a [+] mark will show on the cart icon next to the star.

☰ | 🏠 |  NIPPON BEARING | 🔍 | 

← SEB-B Type NB

	P/N: SEBS12BUU Size: 12B				
	P/N: SEBS12BUUTO Size: 12B				
	P/N: SEBS12BYUU Size: 12B				
	P/N: SEBS12B-645 (Rail Only) Size: 12B				
	P/N: SEBS12B-995 (Rail Only) Size: 12B				
	P/N: SEBS12WBUU Size: 12WB				
	P/N: SEBS12WB-990 (Rail Only) Size: 12WB				
	P/N: SEBS15BUU Size: 15B				

When you click on the My Cart icon at the top right, you will be able to change the quantity of the items you order.

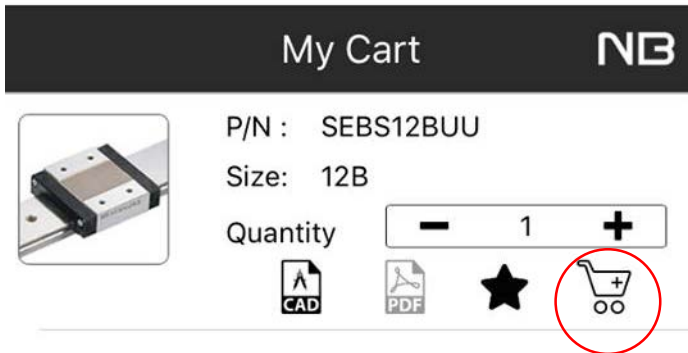
**\*\*Note:** Standard large quantity orders should be ordered through NB inside sales. Please contact us at [info@nbcorporation.com](mailto:info@nbcorporation.com) or call 800-521-2045

The image shows a sequence of two screenshots from the NIPPON BEARING website. The top screenshot shows the navigation bar with icons for a menu, home, the NIPPON BEARING logo, a search icon, and a shopping cart icon with a red '1' notification badge. A red circle highlights the shopping cart icon. An orange arrow points down to the second screenshot, which shows the same navigation bar but with the shopping cart icon highlighted by a red circle. Below the navigation bar is a dark header with the text 'My Cart' and the 'NB' logo. The main content area shows a product image of a ball bearing, the part number 'P/N : SEBS12BUU', and the size 'Size: 12B'. Below this is a 'Quantity' section with a control box containing minus, '1', and plus signs. A red circle highlights this quantity control box. Below the quantity control are icons for CAD, PDF, a star, and a shopping cart with a plus sign.

Click + or – to change quantity

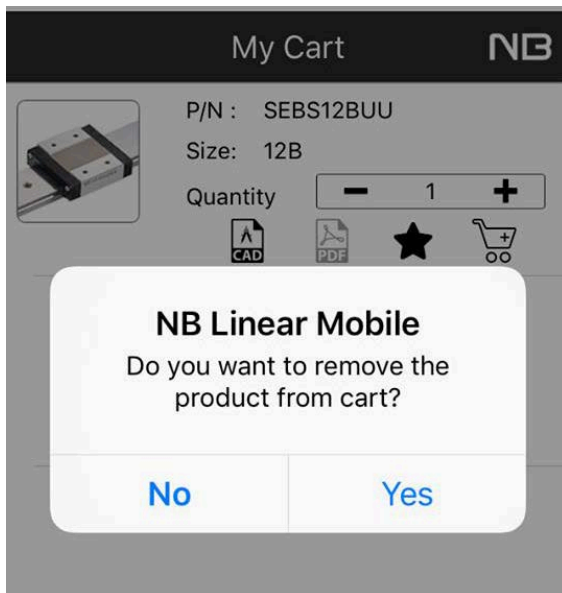


To remove an item from the cart, go to My Cart and click the cart sign with a + mark.



It will ask you “Do you want to remove the product from the cart?”

Click “Yes” to remove the item from your cart.



# Check Out

When you are ready to purchase the items, click on “Proceed to Check Out”.

At check out, your receipt showing the Item Price and Shipping Price will show up.

**NOTE:** You will need to set up Apple Pay or Android Pay to make purchases.





NIPPON BEARING



Order Place

NB

Part Number	Price	Quantity	Total
SEBS12BUU	\$50.05	1	\$50.05



Available

---

<b>Sub Total</b>	\$50.05
<b>Shipping And Handling</b>	\$10.00
<b>Sales Tax</b>	\$0.00
<b>Grand Total</b>	\$60.05


# Favorite Product List

When you add an item to the Favorite Product List, you can go back to it at anytime to add the item to your cart or download a CAD file.

To add an item to the Favorite Product List, first go to the Home screen.



Then, select the product you wish to add to your Favorite Product List.



# Favorite Product List

Click on “Buy NB Products”. This will move you to a screen with a list of items that are available under the same product series.

☰ | 🏠 |  NIPPON BEARING | 🔍 | 🛒

🔍 Cancel



 Buy NB Products |  Engineering Info

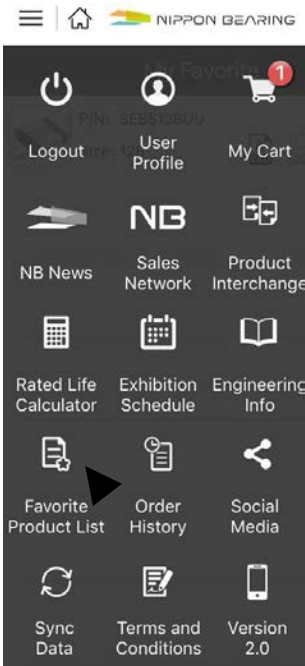
 Share Product |  CAD Download

Description ▾

Datasheets ▾

You will be able to see a list of products under the same product series.

To add a product to your Favorite Product List, click on the star icon



To view items that have been added to the Favorite Product List, click on the menu button,



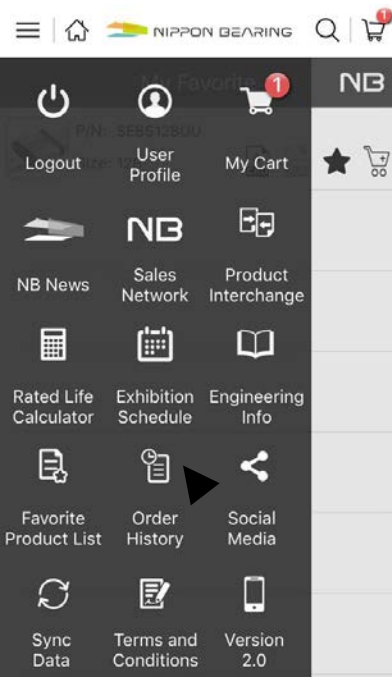
then click on the Favorite Product List Icon, as shown on the left. You will be able to see a list of the items in your Favorite Product List.

# Order History

To view items you have previously purchased, click on the menu button,



Then click on the Order History icon.



# Catalog Download

TECHNICAL REQUIREMENTS SLIDE GUIDE

### SLIDE GUIDE Miniature SEB Type

The SEB slide guide SEB type is a linear motion bearing in which the ball elements roll along two runway grooves. This is the simplest and lightest slide guide series offered by Nippon Bearing. The compact design allows for the size and weight of machinery and other equipment to be reduced.

#### STRUCTURE AND ADVANTAGES

The SEB type slide guide consists of a rail with precision-machined runway grooves and a ball assembly consisting of spherical balls, intermediate spherical washers.

**Reduced Ball**  
Because of the ball shape, the SEB slide type is easy to accommodate for the space and mounting arrangement in most of your applications.

**All Stainless Steel Type**  
Being made of stainless steel, the SEB slide type is ideal for clean room conditions, such as high-precision, clean room, or medical applications.

**Mounting Products**  
A wide choice SEB type is being found: SEB-AE type and a subminiature SEB-MAE type are standard standard slide guide types. The new Figure 8-36 Structure of SEB type slide guide.

**SEB-AE type standard type**

**SEB-MAE type subminiature type**

#### TYPES

The SEB type slide guides are categorized according to their track shape and the rail installation method.

TECHNICAL REQUIREMENTS SLIDE GUIDE

#### ACCURACY

The SEB type slide guides are available in ten grades of accuracy (rigid guide: subminiature guide).

Grade and Accuracy	Grade	Accuracy	Unit
Standard guide type	SEB-AE	±0.050	mm
Subminiature guide type	SEB-MAE	±0.030	mm
Standard guide type	SEB-A	±0.010	mm
Standard guide type	SEB-B	±0.005	mm
Standard guide type	SEB-C	±0.002	mm
Standard guide type	SEB-D	±0.001	mm
Standard guide type	SEB-E	±0.0005	mm
Standard guide type	SEB-F	±0.0002	mm

#### PRELOAD

SEB type slide guides are available with a standard pre-load level, eight percent (7%) and a special pre-load (1%).

Grade	Preload	Standard	Special
SEB-AE	±0.050	7%	1%
SEB-MAE	±0.030	7%	1%
SEB-A	±0.010	7%	1%
SEB-B	±0.005	7%	1%
SEB-C	±0.002	7%	1%
SEB-D	±0.001	7%	1%
SEB-E	±0.0005	7%	1%
SEB-F	±0.0002	7%	1%

#### LOAD RATING

For bearing life SEB type slide guides depend on the maximum load.

Grade	Maximum Load (kg)
SEB-AE	1.0
SEB-MAE	0.5
SEB-A	2.0
SEB-B	1.0
SEB-C	0.5
SEB-D	0.2
SEB-E	0.1
SEB-F	0.05

Equivalent Load  $P_e$  (kg)

Equivalent load  $P_e$  is calculated by the following formula.

#### RAIL LENGTH

Slide guides must be correctly sized and rigidly installed as standard. For the guide with an extended length, certain information specifies the distance from one end of the rail to the first center of the ball in order that the distance between A and A' and A'' be half the rail length.

TECHNICAL REQUIREMENTS SLIDE GUIDE

#### MOUNTING

MOUNTING SURFACE FINISH

#### MOUNTING SCREW

Mounting screw and lock washer are available for each.



If you are not sure of the whole part number, you can enter a few letters from the item's part number in the search button, and the NB Mobile App will give you a list of options to choose from.

First click the magnifying glass at the top right.



Next, type in the search bar the information you have about the part number.  
For example, you can enter “SW” or “4G” to search for the inch slide bushing, SWS 4G.



A list with possible options will pop up.  
From here, you can download the product's CAD file,  
product information PDF, add the product to your Favorite  
Product List, or add it to your My Cart.

The screenshot shows the Nippon Bearing mobile application interface. At the top, there is a navigation bar with a hamburger menu, a home icon, the Nippon Bearing logo, a search icon, and a shopping cart icon. Below this is a dark header bar with a back arrow on the left and the 'NB' logo on the right. The main content area displays a list of eight different bearing products. Each product entry consists of a small image of the bearing, its part number (P/N), its size, and four icons: a CAD file icon, a PDF icon, a star icon for favorites, and a shopping cart icon.

Product Image	P/N	Size	CAD	PDF	Star	Cart
	SWS4G	0.25				
	SW4G	0.25				
	SW4GUU	0.25				
	SWS4G-AJ	0.25				
	SW4G-AJ	0.25				
	SW4GUU-AJ	0.25				
	SWF4G	0.25				
	SWF4GUU	0.25				

# Catalog Download: Engineering Info

If you know the part that you are searching for and need to access NB's catalog pages and technical information, you can download it from "Engineering Info" and "Datasheets."

First, select the product.

The image shows a navigation menu for Nippon Bearing products. At the top, there are icons for a menu, home, the Nippon Bearing logo, a search icon, and a shopping cart icon. Below these are four main product categories: Linear Guides, Ball Splines, Crossed Roller Guides, and Linear Bushings. A dropdown menu is open under Linear Guides, displaying a grid of 20 sub-product types. Each sub-product type includes a small image of the component and its name. The sub-products are: SEB-B Type, SSP Type, NB Slide Way, NB Slide Bush, SEB-BM Type, SSP-AM Type, NB Slide Table, NB TOPBALL, SEB-A Type, SPR Type, NYT/SYT Type, NB TOPBALL Unit, SER Type, SPB Type, NB Miniature Slide, NB Stroke Bush, SGL Type, SPBR Type, RVF Type, and NB Slide Rotary Bush. Each sub-product cell has a downward-pointing arrow at the bottom.

Linear Guides | Ball Splines | Crossed Roller Guides | Linear Bushings

SEB-B Type | SSP Type | NB Slide Way | NB Slide Bush

SEB-BM Type | SSP-AM Type | NB Slide Table | NB TOPBALL


SEB-A Type | SPR Type | NYT/SYT Type | NB TOPBALL Unit

SER Type | SPB Type | NB Miniature Slide | NB Stroke Bush

SGL Type | SPBR Type | RVF Type | NB Slide Rotary Bush

# Catalog Download: Engineering Info

< SEB-B Type **NB**



Buy NB Products



Engineering Info



Share Product




CAD Download

Then click on the Engineering Info button to download the catalog page that lists part structure and other technical information, show in the picture here.

- Description
- Datasheets

Once the PDF is downloaded, you can email it to yourself or others.



# Catalog Download: Datasheets

You can also download our spec sheet which includes part number explanation and other information such as dimensions.

To download, click on the “Datasheets” tab.

← SEB-B Type NB



 Buy NB Products       Engineering Info

 Share Product       CAD Download

Description ∨

Datasheets ∨



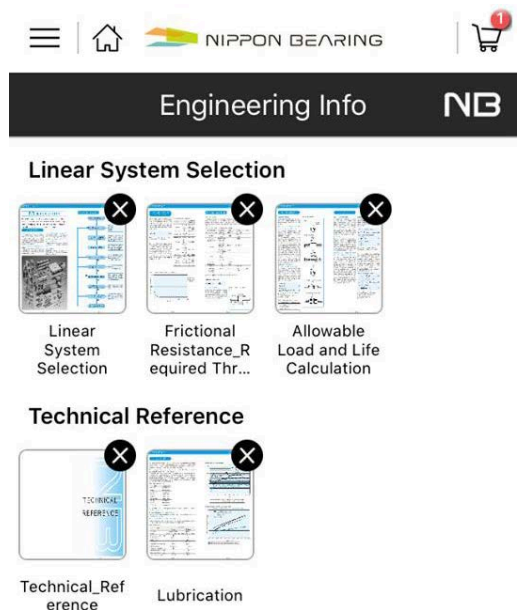
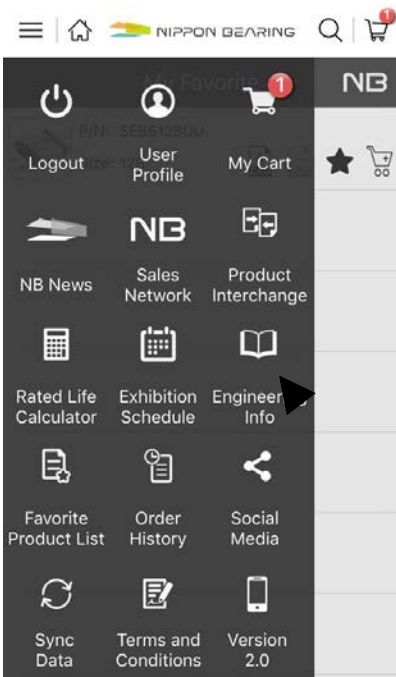


# Engineering Info

You will be able to view our Linear System Selection page, Information on Frictional Resistance and Required Thrust, Operating Environment and Temperature Range, Allowable Load and Life Calculation, Technical Reference, and Lubrication information from our catalog, right on the NB Mobile App. To view these, click on the menu button,



Then click on the Engineering Info button.





# Downloading CAD Files and Data sheets

NIB

# Downloading CAD files and datasheets

You can download CAD files from the CAD folder, Product List and Product Interchange pages. You will need to be logged in to download CAD files

**\*\* eCAT Viewer from CADENAS is required to download CAD files**

Apple:

<https://itunes.apple.com/us/app/ecat-viewer/id618373453?mt=8> Google

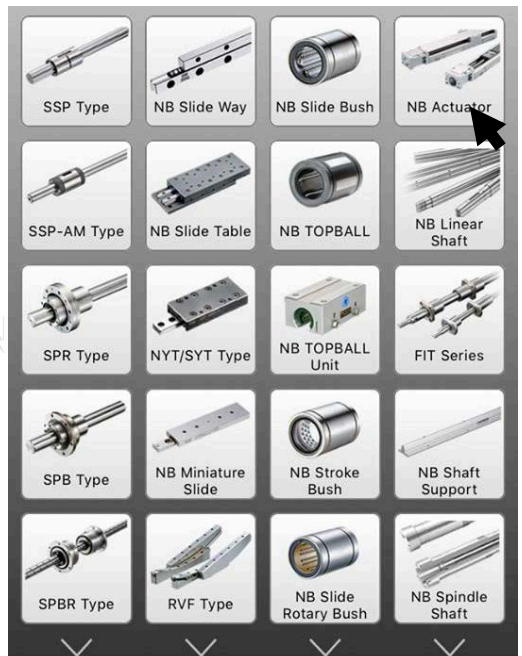
Play (Androids):

<https://play.google.com/store/apps/details?id=de.cadenas.ecatviewer&hl=en>

To download a CAD file, first go to the Home screen.

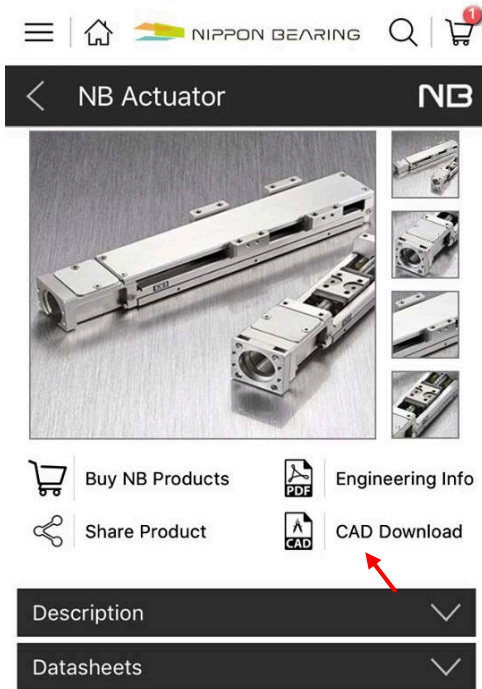


Then select a product. This will direct you to the product page.



# Downloading CAD files and datasheets

Click on the CAD Download button.

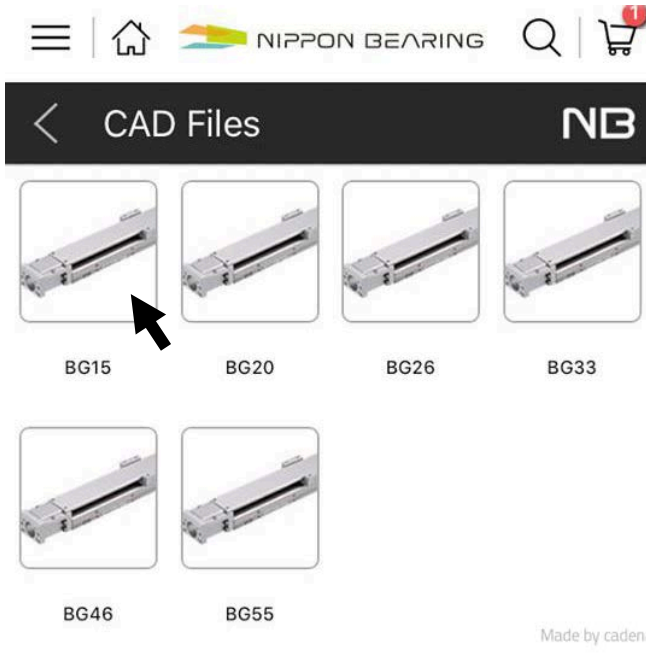


Click on the Folder that lists the name of the product.



# Downloading CAD files and datasheets

Click on the product with the appropriate size that you are looking for.

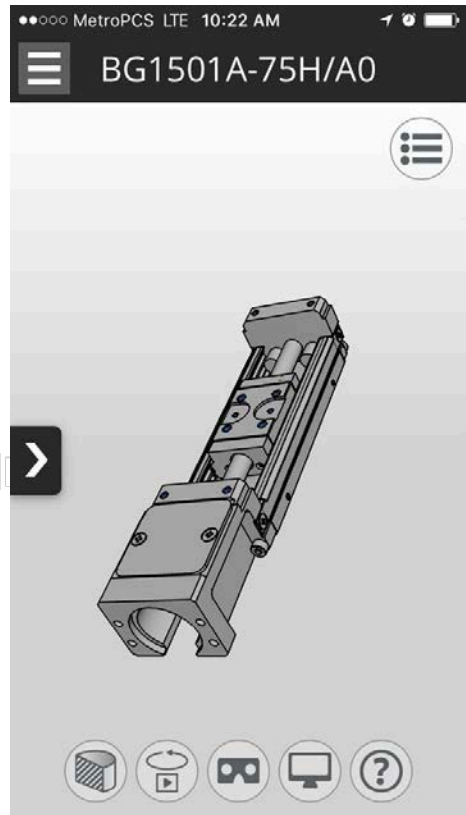
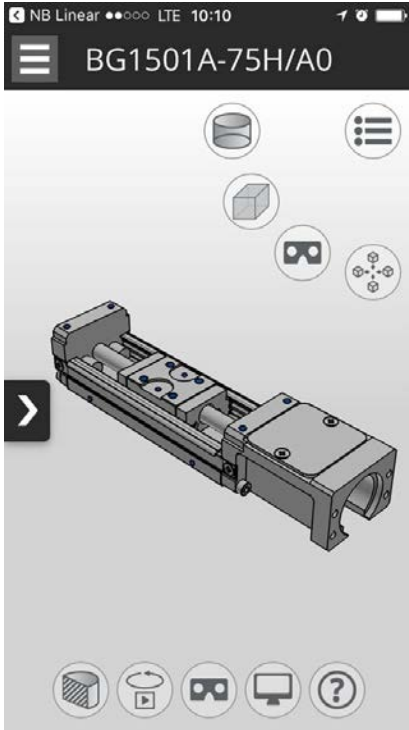


This will direct you to the eCAT viewer app.



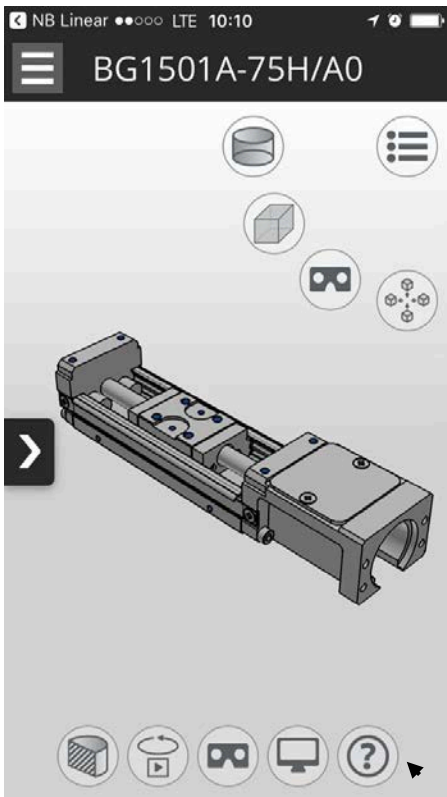
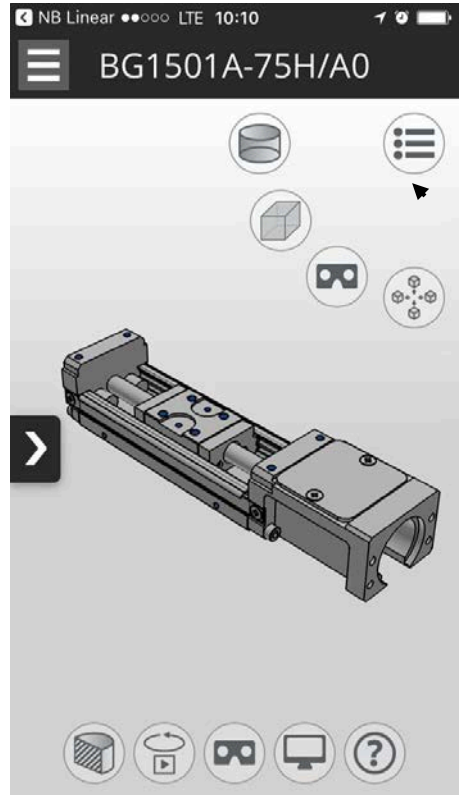
# Downloading CAD files and datasheets

If you touch and hold and move the object, you will be able to see the product at different angles.



# Downloading CAD files and datasheets

Clicking on the Menu button will allow you to view the CAD with different options

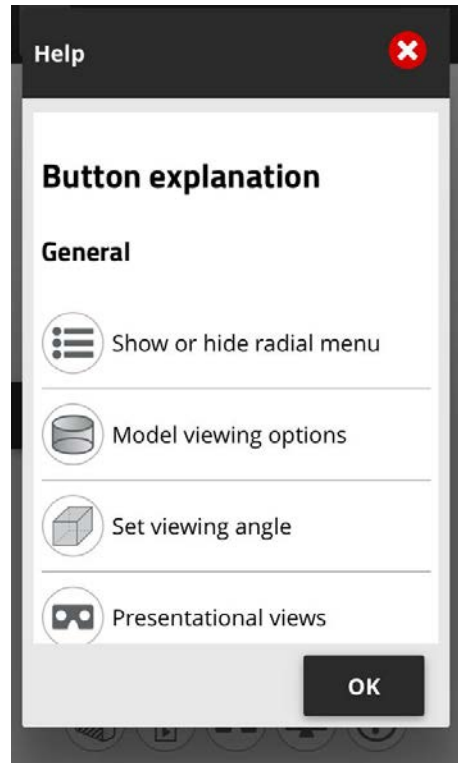
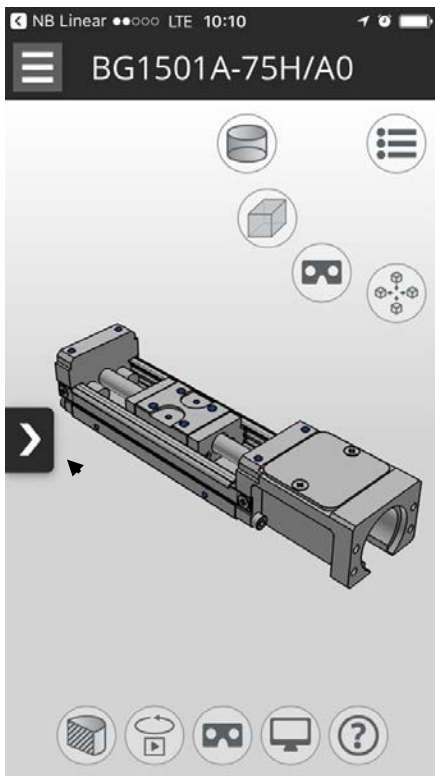



NIB

For explanations on the different buttons, click on the help button located at the bottom right.

# Downloading CAD files and datasheets

Clicking on the Menu button will allow you to view the CAD with different options, as shown on the right.



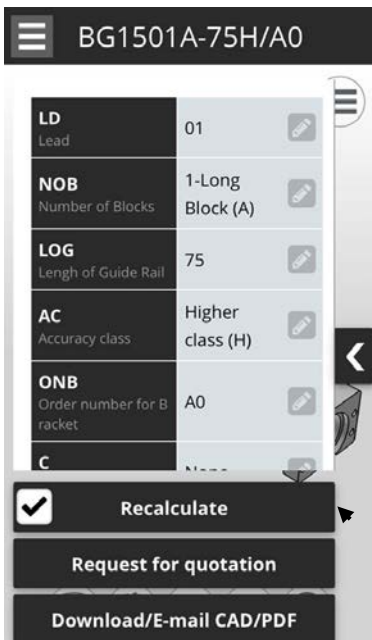
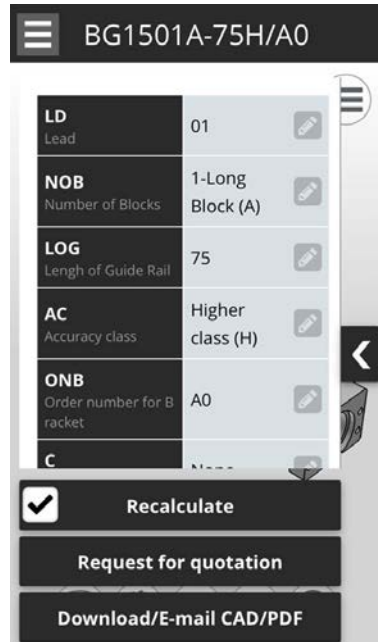
To change the specifications, click on the arrow. 

# Downloading CAD files and datasheets

You will be able to change the specifications here.

For example, you will be able to change the following for BG Actuators:

- Lead
- Number of Blocks
- Length of Guide Rail
- Accuracy Class
- Order Number for Bracket
- Cover or Low Housing option
- Sensor options
- Locating Pin hole.



NIB

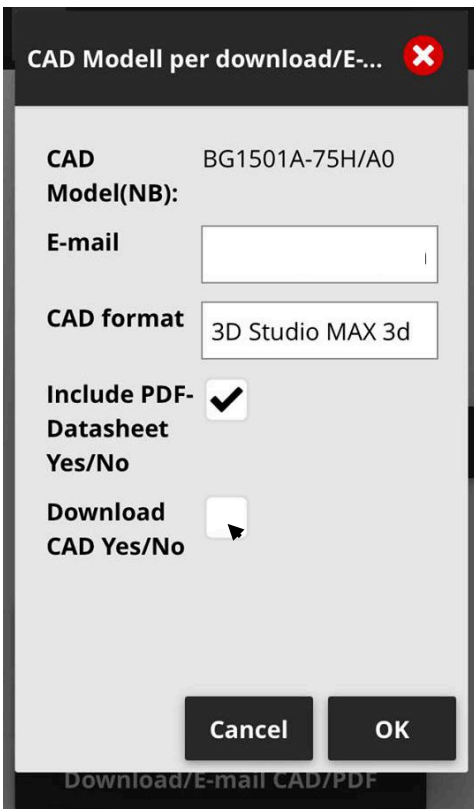
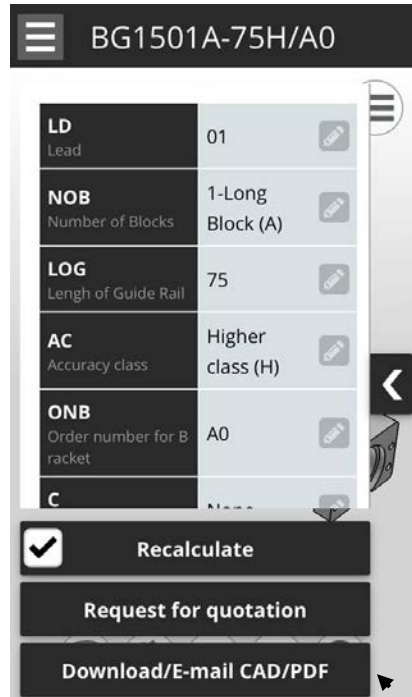
After changing the specifications, click on the Recalculate button.



# Downloading CAD files and datasheets

You can download and email the CAD or PDF file.

Click on the "Download/E-mail CAD/PDF button.



This will prompt you to enter your email address and select the appropriate CAD Format.

Make sure to check the "Download CAD" box if you need to download the CAD.

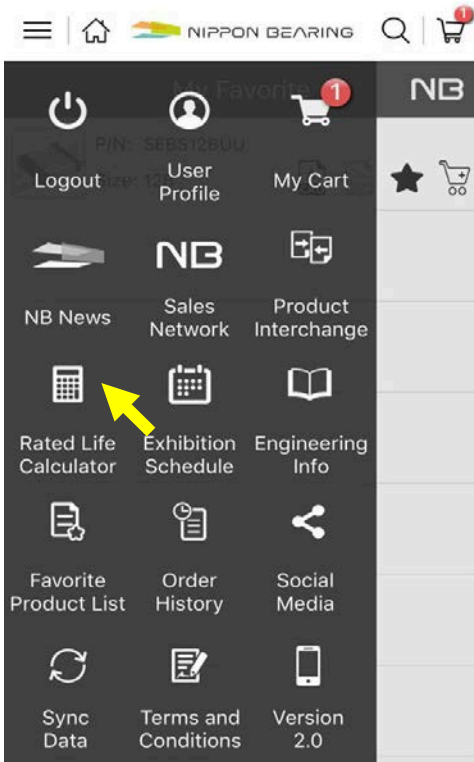


# Rated Life Calculation

# Rated Life Calculation

You can now easily calculate the Rated Life for Slide Guides from NB's Mobile App!

- To do this, first click on the menu button and select the Rated Life Calculator.



This will direct you to a screen to specify the part number.

- Enter the specifications for the part which you wish to calculate the Rated Life for, then click “next”.

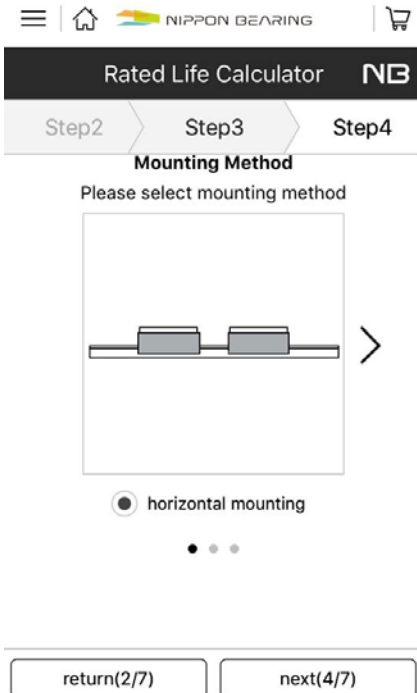
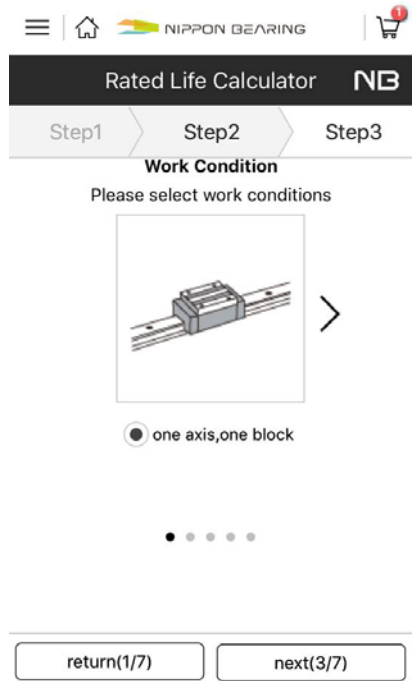
Select the appropriate “work conditions” by selecting the work condition type.

Swipe to the left or right to view different options.

You can select from:

- One axis, one block
- One axis, two blocks
- Two axes, one block each
- Two axes, two blocks each
- Two axes, three blocks each

When you have selected the work condition type, click “next”.



Choose a mounting method.

You can select from:

- Horizontal mounting
- Wall mounting
- Vertical mounting

When you have selected the work condition type, click “next”.

You will be direct to the next page and asked to enter the rail, block, and drive positions. Enter the appropriate information, then click “next”.



### Rated Life Calculator

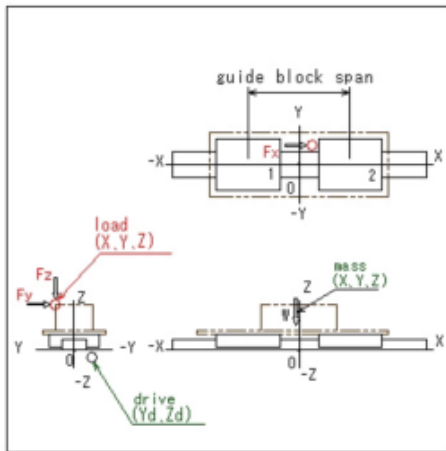


Step3

Step4

Step5

#### Rail, block and drive position



Please input guide and rail and block span

blocks in contact

Please input drive position

return(3/7)

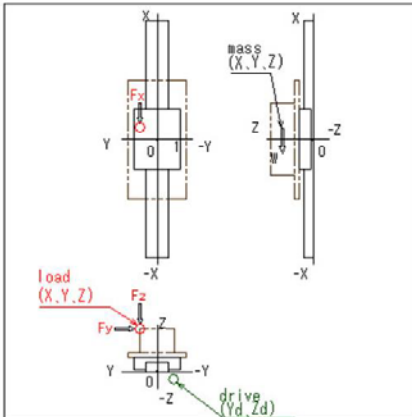
next(5/7)

The next page will ask you to input the load information. Fill in the appropriate information, then click “next.”

Rated Life Calculator **NB**

Step4 > Step5 > Step6

**Load Situation**



Please input mass (mass = body of matter)

return(4/7)      next(6/7)

Rated Life Calculator **NB**

Step4 > Step5 > Step6

**Load Situation**

$(Y_d, Z_d)$

Please input mass (mass = body of matter)

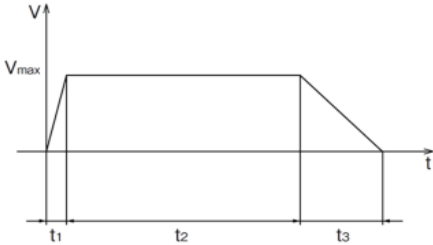
	W(kg)	X(m...)	Y(m...)	Z(m...)
1	<input type="text"/>	<input type="text"/>	<input type="text"/>	<input type="text"/>
2	<input type="text"/>	<input type="text"/>	<input type="text"/>	<input type="text"/>
3	<input type="text"/>	<input type="text"/>	<input type="text"/>	<input type="text"/>

Please input load (load = outside force)

	Fx(N)	Fy(N)	Fz(N)	X(m...)	Y(m...)	Z(m...)
1	<input type="text"/>	<input type="text"/>	<input type="text"/>	<input type="text"/>	<input type="text"/>	<input type="text"/>
2	<input type="text"/>	<input type="text"/>	<input type="text"/>	<input type="text"/>	<input type="text"/>	<input type="text"/>
3	<input type="text"/>	<input type="text"/>	<input type="text"/>	<input type="text"/>	<input type="text"/>	<input type="text"/>

return(4/7)      next(6/7)

Operating conditions/load coefficient



Please input stroke

stroke  mm

Please input drive conditions

free from acceleration and deceleration

maximum speed V1  (mm/sec)

[return\(5/7\)](#)

[next\(7/7\)](#)

You will then be prompted to enter the stroke and drive condition information. Fill in the appropriate information, then click “next.”

Here is the information about the Rated Life based on the values you entered.

You can click on the “Print” button to email the PDF to yourself or others.

Result of calculation/travel life calculation



result of calculation [load applied on each block]

Block No	Acceleration (N)	Constant velocity (N)	Deceleration (N)	Average load (N)
1	N/A	2822.87	N/A	2822.87
2	N/A	2919.03	N/A	2919.03

Part number	SEB5B		
Basic load rating			
Basic dynamic load rating	0.52		(KN)
Basic static load rating	0.75		(KN)

[return\(6/7\)](#)

[Print](#)



# Product Interchange

< Product Interchange NB

Select Brand Name ✓

\_\_\_\_\_

\_\_\_\_\_

\_\_\_\_\_

\_\_\_\_\_

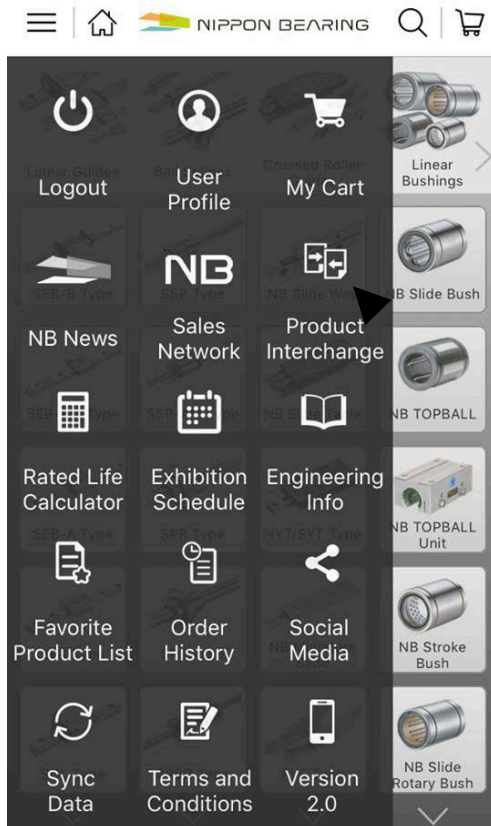
\_\_\_\_\_

NIB



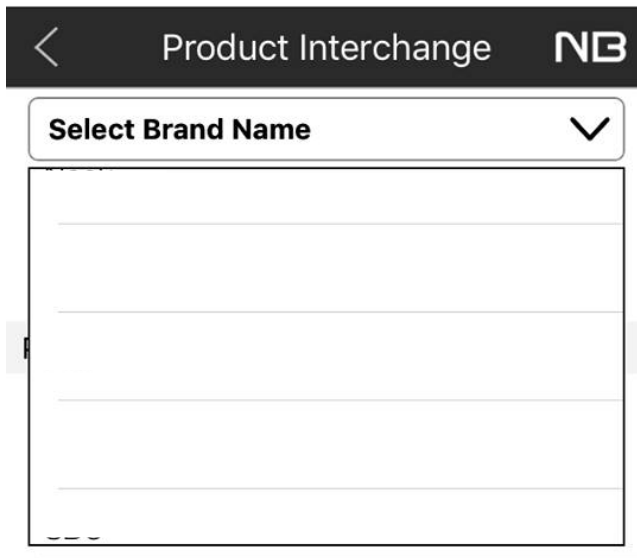
# Product Interchange

To find an interchange, first click on the Product Interchange tab from the menu.



# Product Interchange

Select the appropriate manufacturer from the dropdown list.



The image shows a mobile application interface. At the top is a dark header bar with a white back arrow on the left, the text "Product Interchange" in the center, and the "NB" logo on the right. Below the header is a white dropdown menu with the text "Select Brand Name" and a downward-pointing chevron icon. The dropdown menu is open, showing a list of four empty white rows with horizontal lines, indicating a scrollable list of options. The entire interface is set against a white background.

NIB

# Product Interchange

After selecting the manufacturer name, enter the product series number. You may need to try different combinations to find lists of interchanges.

\*\*Please note that not all interchanges are available.

The screenshot shows a mobile application interface for "Product Interchange" with the "NB" logo. It features two input fields: "Manufacturer Name" and "Product series number/Part Name", each with a clear (X) button. A "GO" button is positioned below the fields. The results section, titled "Products", lists three items:

- Item 1: P/N : [redacted], NB P/N : SW4. Below the part number are icons for CAD, PDF, a star, and a shopping cart.
- Item 2: P/N : [redacted], NB P/N : SW4G. Below the part number are icons for CAD, PDF, a star, and a shopping cart.
- Item 3: P/N : [redacted], NB P/N : SW4UU. Below the part number are icons for CAD, PDF, a star, and a shopping cart.

This screenshot shows the same "Product Interchange" search interface. The "GO" button is highlighted, and the "Products" section below it displays the message "No Data For Product Interchange".

If you receive the message "No Data For Product Interchange," please call (800-521-2045) or e-mail([info@nbcorporation.com](mailto:info@nbcorporation.com)) us and our customer service representatives will be happy to assist you.

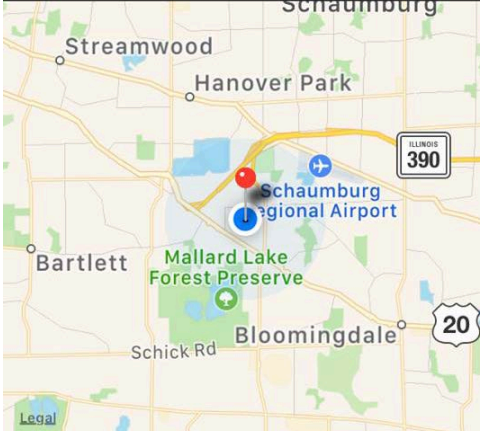
**No Data For Product Interchange**



# Global NB Sales Network

☰ | 🏠 | 🚗 NIPPON BEARING | 🛒

Sales Network **NB**



Address

NB Corporation of America  
930 Muirfield Dr., Hanover Park, IL, 60133, USA

Tel: [+1-630-295-8880](tel:+16302958880)

Fax: [+1-630-295-8881](tel:+16302958881)

E-mail: [info@nbcorporation.com](mailto:info@nbcorporation.com)

Web: <http://www.nbcorporation.com>

# Global NB Sales network

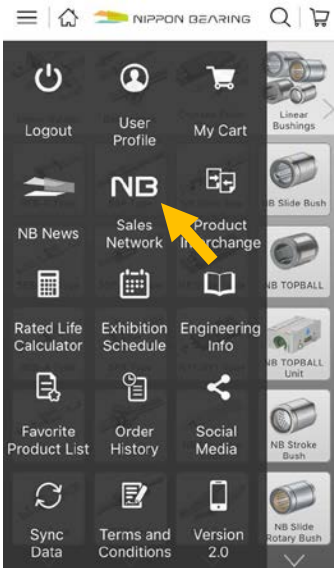
You will be able to access contact information for NBCA (USA) locations, NB Europe, and Nippon Bearing Co. (Japan) from the Sales Network icon.

From this page, you can:

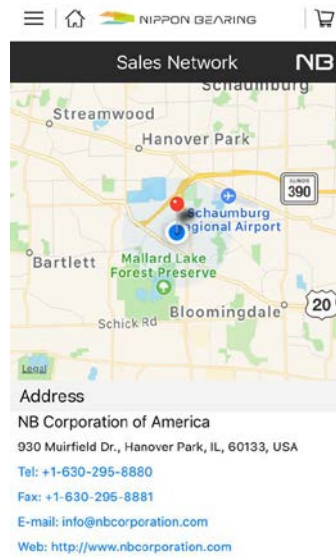
- Call and e-mail the worldwide NB locations
- Access the global NB websites
- Directions to NB locations are also available from here using Apple Maps or Google Maps™

To access the sales network, click on the NB Sales Network icon on the main menu.

You will be able to access the global sales network page.



NIB

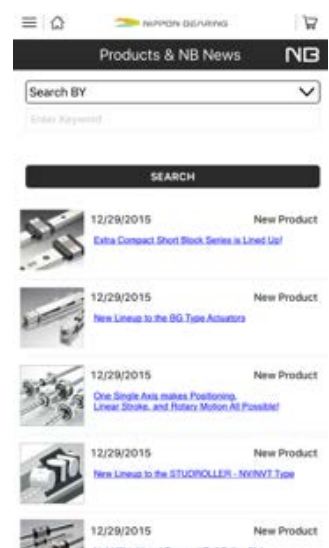
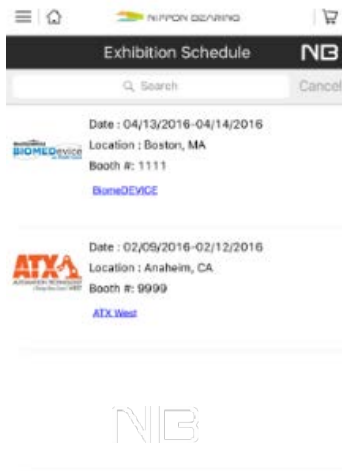


# NB News & Exhibition Schedule


NIB

# NB news / exhibition schedule

- NB News and Exhibition Schedules are notified using push notifications
- Schedules will be added to a calendar in mobile devices



# Social media links


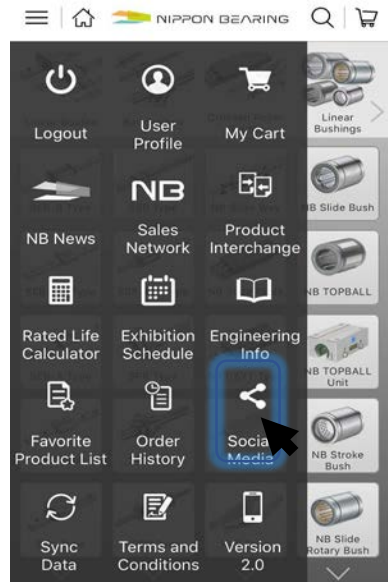





# Social media links

From our social media link, you can access NB's Facebook, YouTube, LinkedIn, and Google Plus pages.

To access our social media links, click on the menu icon, then click on the Social Media icon.

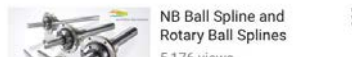


Select the Social Media site you wish to access, such as You Tube shown below.



EXRAIL-1 arrives on earth

## Popular uploads





# NB Linear Mobile™



For any questions about the NB Linear Mobile App,

please contact our Customer Care at:

[appsupport@nbcorporation.com](mailto:appsupport@nbcorporation.com)

